

Today's performance oriented market calls for increasingly specialized vacuum pumps. 'Simply Better' Wallenstein Vacuum Pumps are manufactured to suit the specific application.





2" The Secret Weapon for Sanitation


Wally Pumps are a must-have when specifying vacuum trucks.


There's a Wally Pump to suit every size.

Staff adapt quickly to different trucks, and many parts are interchangeable, making upkeep a breeze.


151 SERIES

 MODEL 151HV0
80 CFM @15" Hg
 1750 RPM
 5 HP

202 SERIES

 MODEL 202HV0A
115 CFM @15" Hg
 1150 RPM
 7 HP

302 SERIES

 MODEL 302HV0A
165 CFM @15" Hg
 1150 RPM
 10 HP


402 SERIES

 MODEL 402HRV0A
200 CFM @15" Hg
 1150 RPM
 13 HP


3" Pumps to match every Service Truck


403 SERIES

 MODEL 403HV0A
220 CFM @15" Hg
 1150 RPM
 13 HP

403LN SERIES

 MODEL 403HLNHRV0
220 CFM @15" Hg
 1150 RPM
 13 HP

553 SERIES

 MODEL 553HV0A
275 CFM @15" Hg
 1150 RPM
 18 HP

753 SERIES

 MODEL 753HV0A
350 CFM @15" Hg
 1150 RPM
 23 HP

753LN SERIES

 MODEL 753LNHRV0
350 CFM @15" Hg
 1150 RPM
 23 HP

4" Performance that's "Simply Better"

Wally Industrial Pumps are rated among the largest, & the toughest in the world today.

These pumps move huge air volume at low RPM, making them ideal for the largest tanks and loading lines. When the duty cycle gets tough, Wally gets tougher.

1054 SERIES

 MODEL 1054HRVAP12
500 CFM @15" Hg
 1000 RPM
 34 HP

1054LN SERIES

 MODEL 1054LNHRV0i
500 CFM @15" Hg
 1000 RPM
 34 HP

1604LN SERIES

 MODEL 1604LNHRV0i
800 CFM @15" Hg
 1000 RPM
 54 HP